JNOPTIC CO., LTD.
#201, Il-Gwang BLDG, 35, 335-Gil, Nambusunhwan-ro, Seocho-gu, Seoul
TEL : 82-2-3473-4188 FAX : 82-2-6499-0860 Homepage : www.jnoptic.com

JNO-DPTS

Multi Dual Port Imaging System

IR DIC(775)	Simultaneously observation
Fluorescence	





CA3 pyramidal neuron –
Observation IR DIC Image & Alexa Fluor 488
at the same time with BX51-WI, JNO-DPTS, AcquCAM 23S
Figure courtesy by Dr. Sooyun Kim, Seoul National University

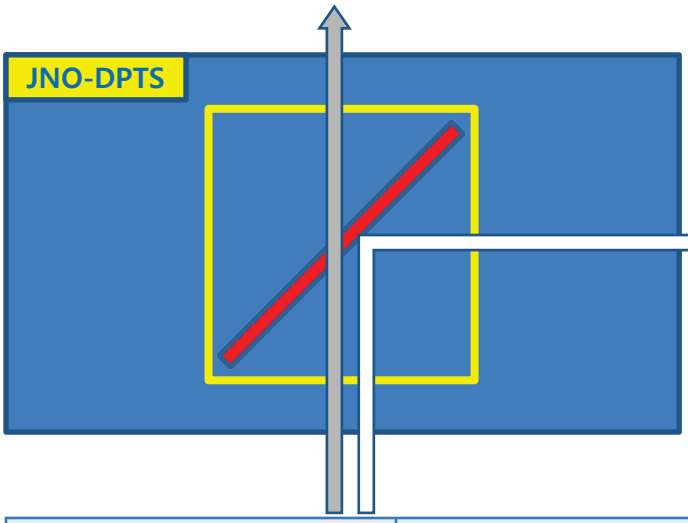

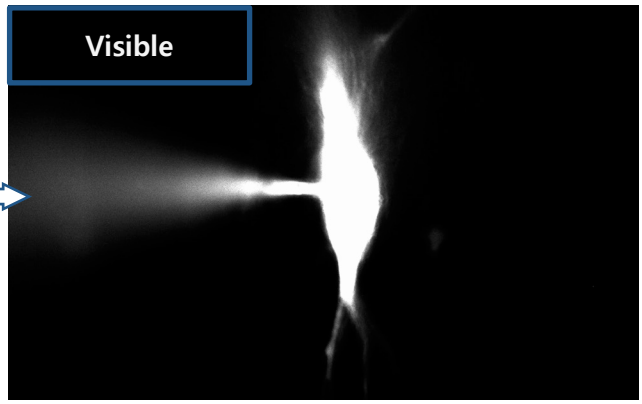

Frame Rate	54 fps, increased through ROI
Sensor	1 / 1.2 inch (1920x1200, 5.86μm x 5.86μm)
FILTER	JNO-RemN/B(Noisy cut filter)
Manification	1x, 1.25x, 1.6x, 2x

JNOpTIC

JNOPTIC CO., LTD.
#201, Il-Gwang BLDG, 35, 335-Gil, Nambusunhwan-ro, Seocho-gu, Seoul
TEL : 82-2-3473-4188 FAX : 82-2-6499-0860 Homepage : www.jnoptic.com

Multi Dual Port Imaging System

IR DIC(775)	2way selectable
Fluorescence	


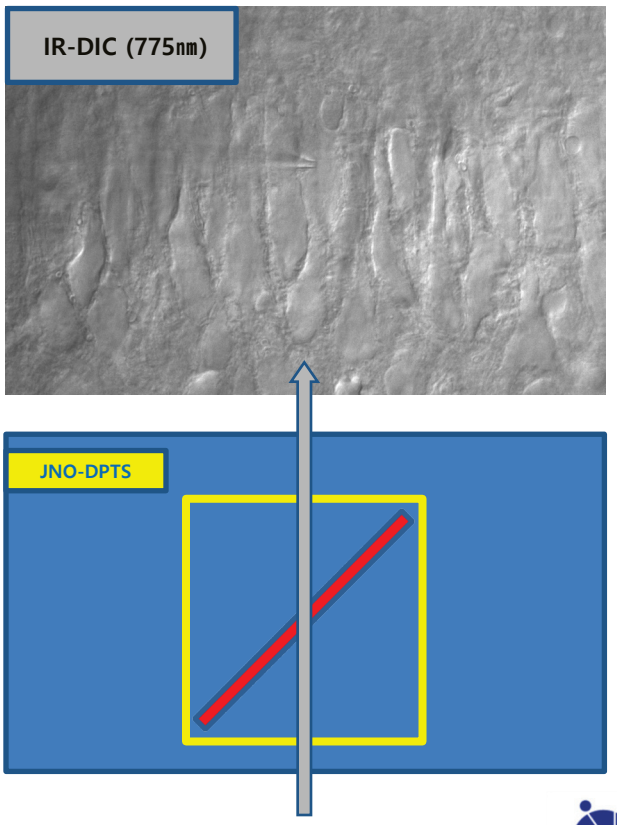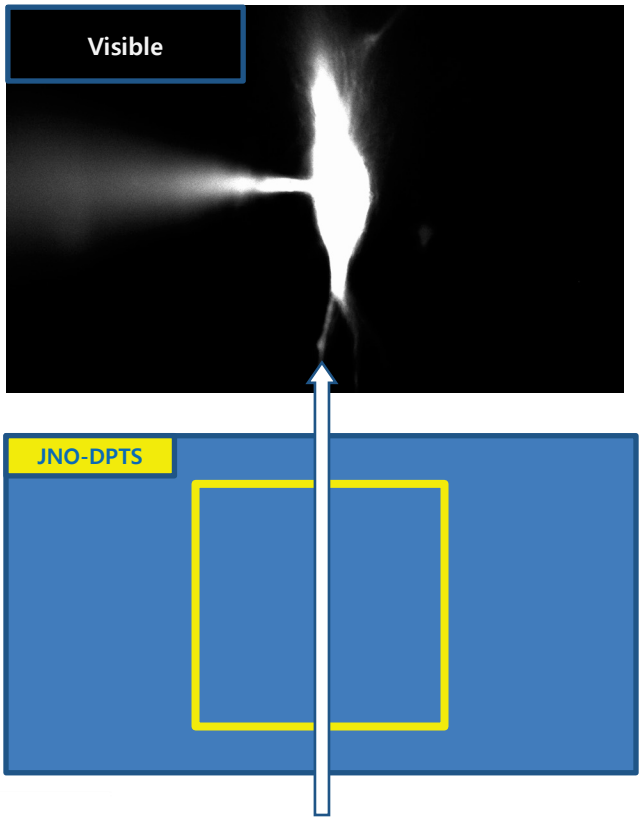
CA3 pyramidal neuron - with BX51-WI, JNO-RNB , AcquCAM 23S _ Figure courtesy by Dr. Sooyun Kim, Seoul National University